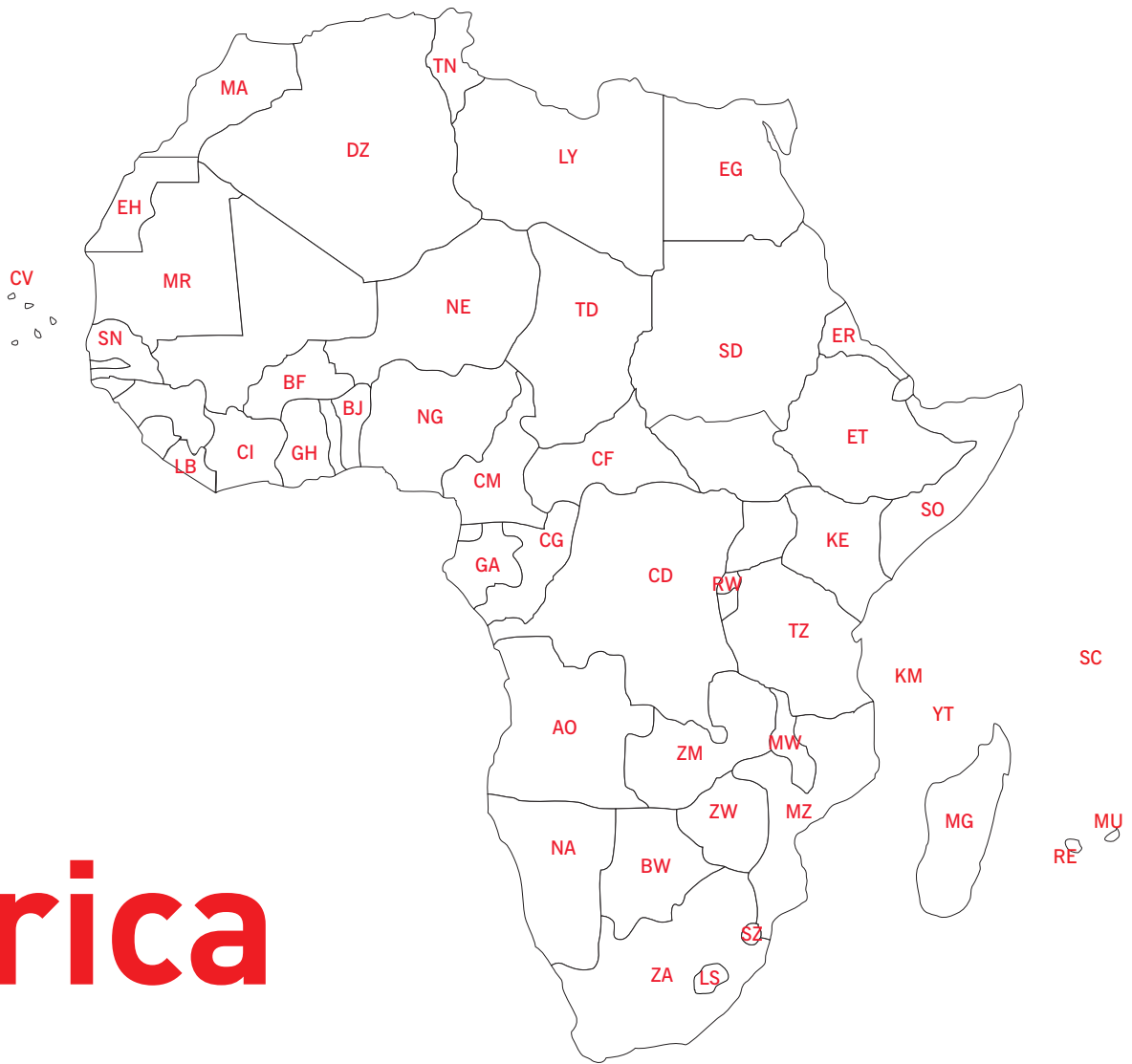


Consuntivo 2018



Salone del Mobile.Milano



Africa

| | | | | | |
|-----------|----------------------|-----|-----------|----------------------------------|---|
| EG | Egitto | 803 | MZ | Mozambico | 7 |
| ZA | Sudafrica | 615 | ZM | Zambia | 7 |
| MA | Marocco | 528 | SC | Seychelles | 6 |
| TN | Tunisia | 362 | SD | Sudan | 6 |
| NG | Nigeria | 146 | LS | Lesotho | 4 |
| LY | Libia | 102 | MG | Madagascar | 3 |
| DZ | Algeria | 95 | SO | Somalia | 3 |
| GH | Ghana | 57 | ZW | Zimbabwe | 3 |
| AO | Angola | 40 | ET | Etiopia | 2 |
| CI | Costa d'Avorio | 37 | YT | Mayotte | 2 |
| MU | Mauritius | 37 | NE | Niger | 2 |
| SN | Senegal | 37 | CD | Repubblica Democratica del Congo | 2 |
| RE | Reunion | 35 | TZ | Tanzania | 2 |
| SZ | Swaziland | 33 | BF | Burkina Faso | 1 |
| KE | Kenya | 26 | KM | Comore | 1 |
| CM | Camerun | 25 | GM | Gambia | 1 |
| NA | Namibia | 16 | BV | Isola Bouvet | 1 |
| BW | Botswana | 13 | MR | Mauritania | 1 |
| GA | Gabon | 11 | CF | Repubblica Centrafricana | 1 |
| CG | Repubblica del Congo | 10 | EH | Sahara Occidentale | 1 |
| TD | Ciad | 9 | | | |
| BJ | Benin | 8 | | | |
| RW | Ruanda | 8 | | | |

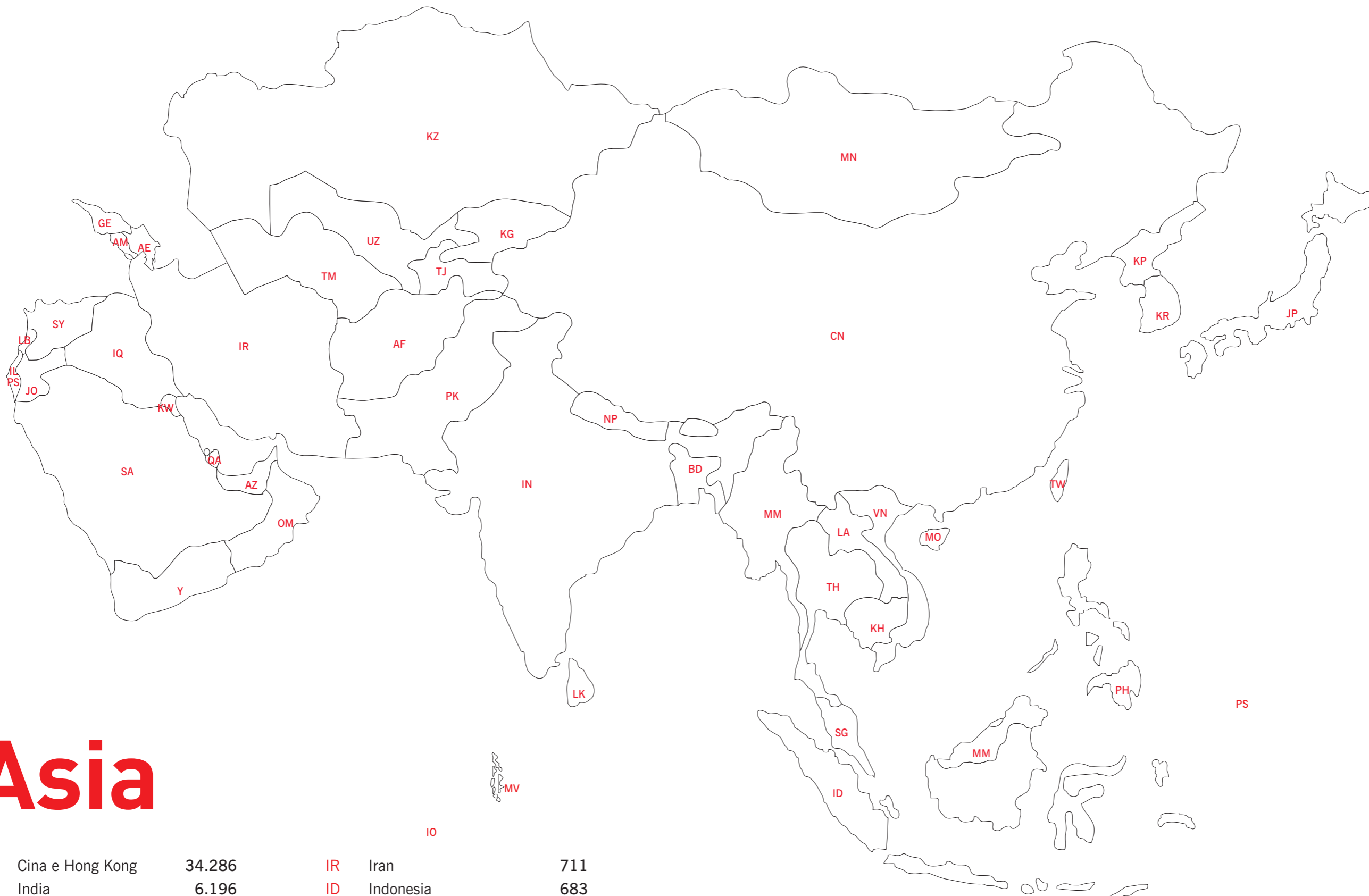
Africa

3.109
operatori

Americhe



| | | | | | |
|----|-----------------------|-------|-----------------|--------------------------------|------------------|
| US | Stati Uniti d'America | 6.339 | VI | Isole Vergini Americane | 9 |
| BR | Brasile | 5.938 | BZ | Belize | 7 |
| MX | Messico | 1.871 | BB | Barbados | 6 |
| CA | Canada | 1.807 | KY | Isole Cayman | 6 |
| RA | Argentina | 1.113 | UM | Isole Minori degli Stati Uniti | 5 |
| CO | Colombia | 709 | NA | Antille Olandesi | 4 |
| CL | Cile | 346 | VG | Isole Vergini Britanniche | 4 |
| PA | Panama | 190 | BS | Bahamas | 3 |
| PE | Perù | 183 | DM | Dominica | 3 |
| VE | Venezuela | 175 | HN | Honduras | 3 |
| EC | Ecuador | 172 | AG | Antigua e Barbuda | 2 |
| DO | Repubblica Dominicana | 169 | JM | Giamaica | 2 |
| CR | Costa Rica | 90 | GF | Guyana Francese | 2 |
| PR | Porto Rico | 79 | TT | Trinidad e Tobago | 2 |
| UY | Uruguay | 77 | CU | Cuba | 1 |
| GT | Guatemala | 72 | GL | Groenlandia | 1 |
| PY | Paraguay | 38 | HT | Haiti | 1 |
| BO | Bolivia | 37 | AI | Anguilla | 1 |
| GP | Guadalupa | 23 | | | |
| NI | Nicaragua | 21 | | | |
| SV | El Salvador | 13 | | | |
| MQ | Martinica | 11 | | | |
| | | | Americhe | | 19.535 |
| | | | | | operatori |

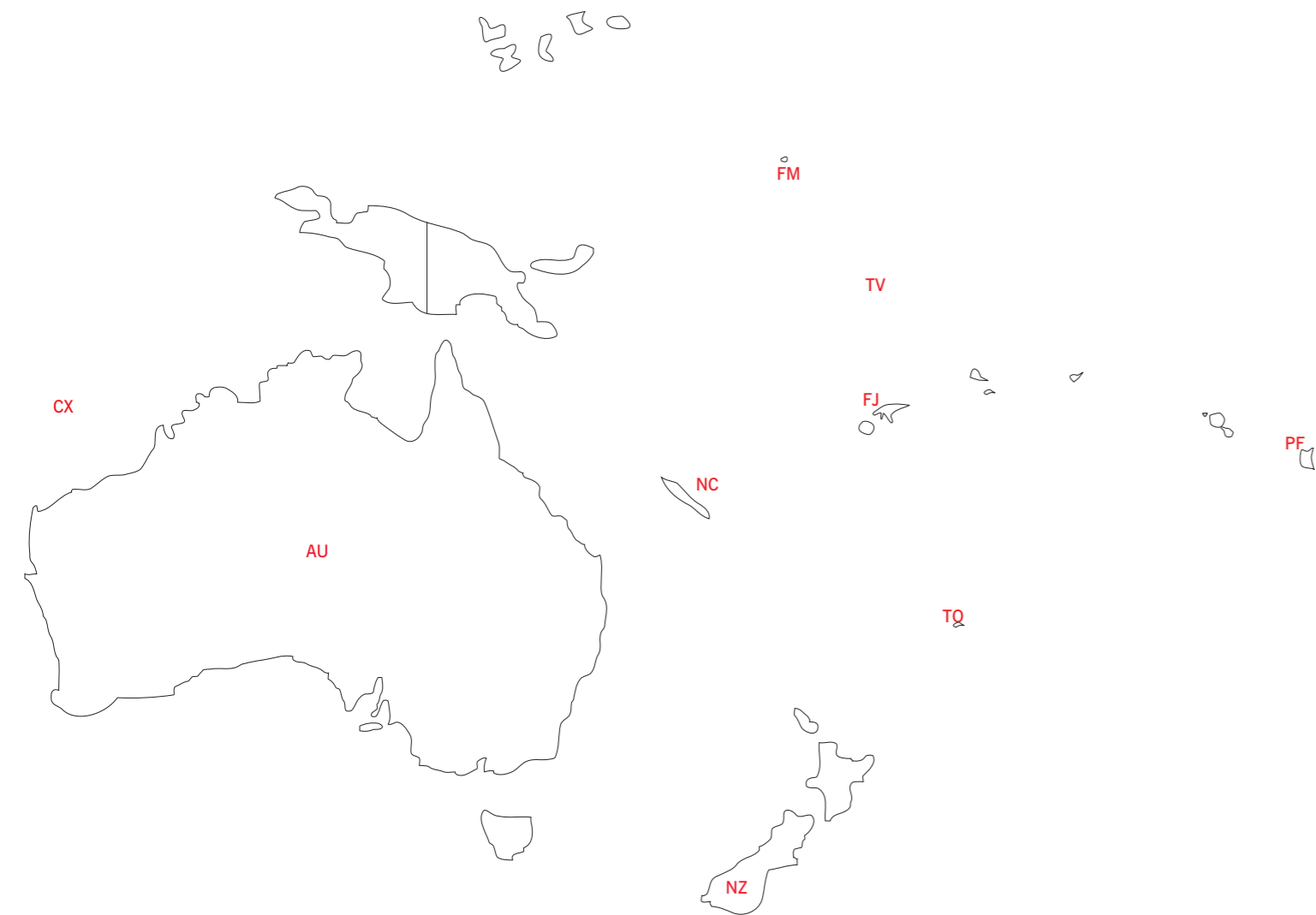


Asia

| | | | | | | | | | | | |
|-----------|---------------------|---------------|-----------|-------------|------------|-----------|----------------|-----------|-----------|--|-----------|
| CN | Cina e Hong Kong | 34.286 | IR | Iran | 711 | KP | Corea del Nord | 96 | BD | Bangladesh | 15 |
| IN | India | 6.196 | ID | Indonesia | 683 | AM | Armenia | 93 | PS | Palestina | 12 |
| JP | Giappone | 4.586 | VN | Vietnam | 676 | MN | Mongolia | 91 | IO | Territori Britannici dell'Oceano Indiano | 9 |
| KR | Corea del Sud | 4.040 | AF | Afghanistan | 566 | UZ | Uzbekistan | 83 | MV | Maldiva | 6 |
| IL | Israele | 3.339 | AZ | Azerbaijan | 349 | IQ | Iraq | 71 | TJ | Tagikistan | 4 |
| TW | Taiwan | 2.591 | QA | Qatar | 343 | LK | Sri Lanka | 46 | MM | Myanmar | 2 |
| AE | Emirati Arabi Uniti | 1.541 | GE | Georgia | 312 | TM | Turkmenistan | 37 | | | |
| SG | Singapore | 1.124 | KW | Kuwait | 273 | KG | Kirghizistan | 36 | | | |
| LB | Libano | 1.061 | PH | Filippine | 227 | SY | Siria | 36 | | | |
| SA | Arabia Saudita | 899 | JO | Giordania | 214 | MO | Macao | 31 | | | |
| MY | Malesia | 770 | BH | Bahrain | 176 | KH | Cambogia | 23 | | | |
| KZ | Kazakistan | 753 | PK | Pakistan | 172 | | | | | | |
| TH | Thailandia | 749 | OM | Oman | 97 | | | | | | |

Asia

67.425
operatori



Oceania

| | | | | | |
|----|---------------------------------|--------------|----|-------------------------|------------------|
| AU | Australia | 2.440 | TO | Tonga | 1 |
| NZ | Nuova Zelanda | 432 | TV | Tuvalu | 1 |
| NC | Nuova Caledonia | 16 | VU | Vanuatu | 1 |
| PF | Polinesia Francese | 10 | GS | Isole Sandwich Australi | 1 |
| CX | Isola di Christmas | 4 | | | |
| FJ | Isole Fiji | 4 | | | |
| FM | Stati Federati della Micronesia | 3 | | | |
| AQ | Antartide | 1 | | | |
| PW | Palau | 1 | | | |
| | Oceania | 2.915 | | | operatori |



Italia

| | | | | | |
|-----------------------|------------------|---------------|---------------|--------------------|---------------|
| Italia | 120.663 | | | | |
| | operatori | | | | |
| Nord | 81.640 | Centro | 21.899 | Sud e Isole | 17.124 |
| Lombardia | 40.076 | Toscana | 7.258 | Campania | 4.710 |
| Veneto | 14.755 | Marche | 6.000 | Sicilia | 4.593 |
| Emilia Romagna | 8.899 | Lazio | 5.701 | Puglia | 4.540 |
| Piemonte | 8.802 | Abruzzo | 1.639 | Calabria | 1.556 |
| Friuli Venezia Giulia | 4.899 | Umbria | 1.119 | Sardegna | 1.174 |
| Liguria | 2.390 | Molise | 182 | Basilicata | 551 |
| Trentino Alto Adige | 1.572 | | | | |
| Valle d'Aosta | 247 | | | | |

ANTARTIDE